

Cynomolgus IFN alpha/beta R1 Protein

Cat. No. IFN-CM1R1

Description

Source	Recombinant Cynomolgus IFN alpha/beta R1 Protein is expressed from HEK293 with His tag at the C-Terminus. It contains Ala25-Lys437.
Accession	A0A7N9D7J0
Molecular Weight	The protein has a predicted MW of 48.54 kDa. Due to glycosylation, the protein migrates to 75-105 kDa based on Bis-Tris PAGE result.
Endotoxin	Less than 1EU per µg by the LAL method.
Purity	> 95% as determined by Bis-Tris PAGE > 95% as determined by HPLC

Formulation and Storage

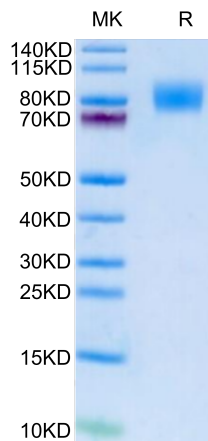
Formulation	Lyophilized from 0.22µm filtered solution in PBS (pH 7.4). Normally 8% trehalose is added as protectant before lyophilization.
Reconstitution	Centrifuge the tube before opening. Reconstituting to a concentration more than 100 µg/ml is recommended. Dissolve the lyophilized protein in distilled water.
Storage	-20 to -80°C for 12 months as supplied from date of receipt. -80°C for 3 months after reconstitution. Recommend to aliquot the protein into smaller quantities for optimal storage. Please minimize freeze-thaw cycles.

Background

IFN-alpha / beta R1, also known as IFNAR1, belongs to the class II cytokine receptor family of proteins. Class II cytokine receptors form heterodimeric receptor complexes that mediate class II cytokine signals. Subunits of the different receptor complexes are shared and serve multiple functions. Functions in general as heterodimer with IFNAR2. Type I interferon binding activates the JAK-STAT signaling cascade, and triggers tyrosine phosphorylation of a number of proteins including JAKs, TYK2, STAT proteins and the IFNR alpha- and beta-subunits themselves.

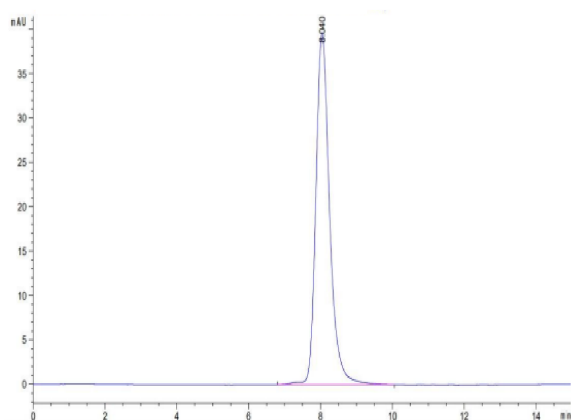
Assay Data

Bis-Tris PAGE



Cynomolgus IFN alpha/beta R1 on Bis-Tris PAGE under reduced condition. The purity is greater than 95%.

SEC-HPLC



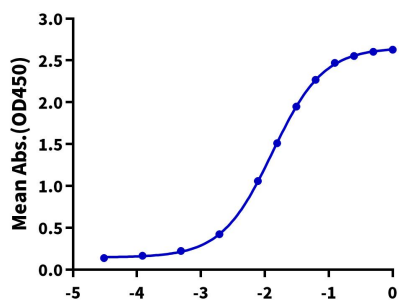
The purity of Cynomolgus IFN alpha/beta R1 is greater than 95% as determined by SEC-HPLC.

Assay Data

ELISA Data

Cynomolgus IFN alpha/beta R1, His Tag ELISA

0.5µg Cynomolgus IFN alpha/beta R1, His Tag Per Well



Immobilized Cynomolgus IFN alpha/beta R1, His Tag at 5µg/ml (100µl/well) on the plate. Dose response curve for Anti-IFNAR1 Antibody, hFc Tag with the EC50 of 13.2ng/ml determined by ELISA (QC Test).

Log Anti-IFN-alpha/beta R1 Antibody, hFc Tag Conc.(µg/ml)